

ToxCup[®] Drug Screen Cup

Step-by Step Instructions

This is a preliminary screening test that detects drug-of-abuse in urine at specified detection levels. To confirm preliminary positive results, a more specific method such as Gas Chromatography/Mass Spectrometry (GC/MS) must be used.

CONTENTS OF KIT

<p><u>For Testing:</u></p> <ul style="list-style-type: none"> ✓ 1 Step-by-Step Test Instructions ✓ 25 Individually Wrapped Test Lids ✓ 25 Specimen Cups 	 <p>Specimen Collection Cup</p>	 <p>Individually Wrapped Test Lid</p>
---	--	---

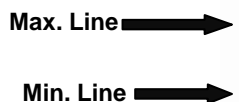
STORAGE

Store the ToxCup[®] Drug Screen Cup at room temperature 59°F to 86°F (15°C to 30°C).

INSTRUCTION

Step 1.

Collect fresh urine in the specimen cup. Make sure the urine is **between the minimum and maximum lines.**



Open foil pouch.
Remove test lid from pouch.
Discard desiccant.



Step 2.

Twist the lid onto the cup. Close tightly to align the flat surface on the rim of the lid between the two legs of the specimen cup.



Flat Surface on the Rim of the Lid

Two legs of the Specimen Cup

Step 3.

Tilt the cup on its legs to activate the test. **Read test results at 5 minutes. Do not read after 8 minutes.**



5 minutes

INTERPRETATION OF RESULTS

Each strip contains two drug tests. C region shows validity of a test result. T1 region shows result for Test 1. T2 region shows result for Test 2.

For C region:

The appearance of a line indicates a valid result.

No line means an **Invalid** result. If a test strip does not have a line in the C region, test results are **Invalid** for both T1 and T2 on that strip.

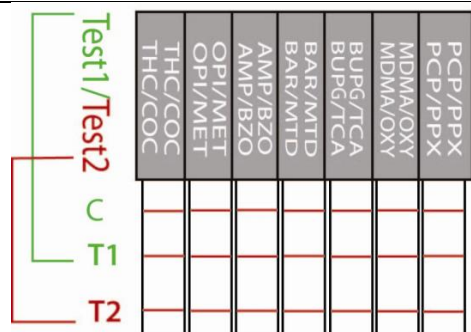
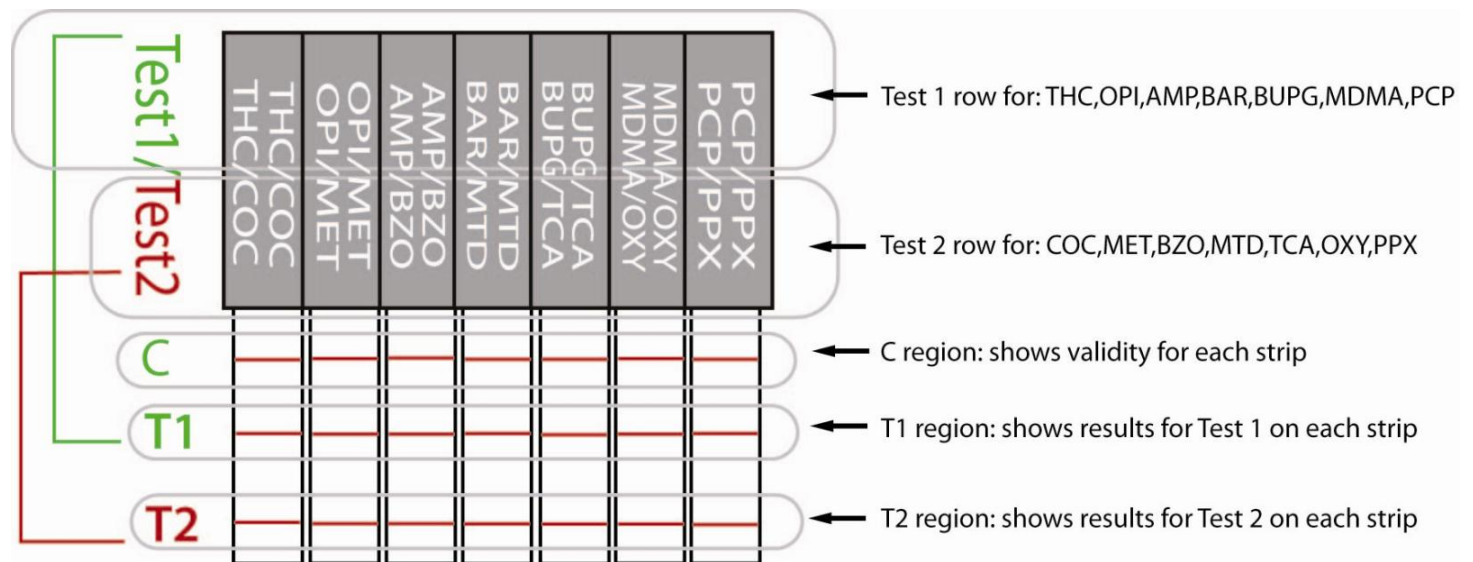
For T1 and T2 regions:

The appearance of a line indicates a **Negative** result.

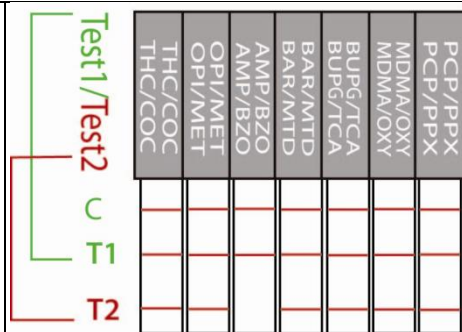
Note: **Any test line, even a very faint test line, is considered a negative result.**

No line indicates a **Preliminary Positive** result.

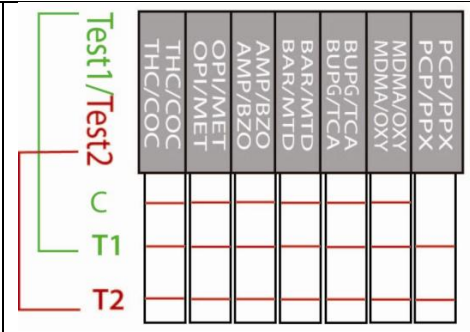
Note: **Any urine with preliminary positive results should be sent to a laboratory for confirmation.**



Example #1: There is a line appearing in both T1 and T2 regions on all test strips. Therefore, it is **Negative** for all tests.



Example #2: There is no line appearing in the T2 region on the third test strip. Therefore, it is **Preliminary Positive** for BZO test. All other tests are **Negative**.



Example #3: There is no line appearing in the C region on the seventh test strip. Therefore, it is **Invalid** for both PCP and PPX tests. All other tests are **Negative**.



ToxCup[®] Drug Screen Cup

Step-by Step Instructions

DETECTION LEVEL

Illicit Drug	Identifier	Cut-off Level¹
Marijuana	THC	50 ng/ml
Cocaine	COC	150 ng/ml
Opiates	OPI	300 ng/ml
Methamphetamine	MET	500 ng/ml
Amphetamine	AMP	500 ng/ml
Ecstasy	MDMA	500 ng/ml
Phencyclidine	PCP	25 ng/ml
Propoxyphene	PPX	300 ng/ml

Prescription Drug	Identifier	Cut-off Level¹
Benzodiazepines	BZO	300 ng/ml
Barbiturates	BAR	300 ng/ml
Methadone	MTD	300 ng/ml
Buprenorphine	BUPG	10 ng/ml
Tricyclic Antidepressants	TCA	1000 ng/ml
Oxycodone	OXY	100 ng/ml

¹ Cut-off level is the lowest drug concentration in the urine that can be detected by the ToxCup[®] Drug Screen Cup.

WARNINGS AND PRECAUTIONS

- ❖ For *in vitro* diagnostic use only (not for internal use).
- ❖ The test is for one time use only. It is not reusable.
- ❖ Do not use ToxCup[®] Drug Screen Cup after the expiration date printed on the pouch.
- ❖ Keep the ToxCup[®] Drug Screen Cup lid in its original sealed pouch until ready for use. Do not use the test if the pouch is ripped or torn.
- ❖ Certain foods or medications may cause the test to give false results.
- ❖ Contaminated or tainted urine sample may give false results.
- ❖ Send specimen with preliminary positive or uncertain results to a laboratory for confirmation.
- ❖ Urine may contain infectious diseases. Always wear gloves and wash hands with soap after handling.
- ❖ Do not use this test if you are color-blind.

LIMITATIONS OF THE TEST

- The assay is designed for use with human urine only.
- Positive results only indicate the presence of drug/metabolites and do not indicate or measure intoxication.
- There is a possibility that technical or procedural errors as well as other substances in certain foods and medication may interfere with the test and cause false results. See Specificity section for the list of substances that will produce positive results, and Interference section for list of compounds that do not interfere with test performance.
- If a drug/metabolite is found present in the urine specimen, the assay does not indicate frequency of drug use or distinguish between drugs of abuse and certain foods and/or medications.
- If it is suspected that the sample may have been mislabeled a new specimen should be collected.
- If it is suspected that the sample may have been tampered, a new specimen should be collected.

For Professional Use

QUALITY CONTROL

Internal control: The ToxCup® Drug Screen Cup test device has built-in internal procedural controls. The appearance of the control band (C) is considered an internal procedural control. This band should always appear if adequate sample volume is used and the testing procedure is followed. Additionally, the background color should become clear and provide distinct test result. If the control band (C) does not appear then the test is invalid. The test should be repeated using a new device.

External control: It is recommended that negative and positive urine controls be used to initially test each new lot of product to ensure proper kit performance. The same assay procedure should be followed with external control materials as with a urine specimen. If external controls do not produce the expected results, do not run test specimens. Follow the proper federal, state and local guidelines when running external controls.

Quality control testing at regular intervals is a good laboratory practice and may be required by federal, state or local guidelines. Always check with the appropriate licensing or accrediting bodies to ensure that the quality program employed meets the established standards.

PERFORMANCE CHARACTERISTICS

PRECISION

A study was conducted at two laboratory and one physician offices in an effort to determine the precision of ToxCup® Drug Screen Cup over 12 or more consecutive days. Testing was conducted on the Amphetamine, Barbiturates, Benzodiazepines, Buprenorphine, Cocaine, Marijuana, Methamphetamine, Methylenedioxymethamphetamine, Methadone, Opiates, Oxycodone, Phencyclidine, Propoxyphene, and Tricyclic Antidepressants assays by operators using three different lots of product to demonstrate the within-run, between-run and between-operator precision. An identical panel of coded samples, containing drugs at the concentration of $\pm 50\%$ cut-off level was labeled as a blind and tested at each site. The correlation with expected results was >99% across all lots and sites (with a 95% confidence interval).

ACCURACY

The accuracy of the ToxCup® Drug Screen Cup was evaluated in comparison to the results from GC/MS or LC/MS analysis. Thirty-six (36) negative drug-free urine samples were collected from volunteer donors and tested with both the ToxCup® Drug Screen Cup and the GC/MS or LC/MS method. Of the 36 negative urine samples tested, all were found negative by both methods. Additionally, for each drug test, a minimum of 40 clinical urine samples previously analyzed by GC/MS or LC/MS method with known concentration(s) of drug(s) values were blind labeled and evaluated. The results are summarized below:

Drug Test	GC/MS Neg.	GC/MS < -50%	GC/MS -50% to Cutoff	GC/MS Cutoff to +50%	GC/MS > +50%	% Agreement w/ GC/MS		
						Neg (-)	Pos (+)	
THC 50	Pos. (+)	0	0	1	6	35	97.7%	100%
	Neg. (-)	36	2	4	0	0		
COC 150	Pos. (+)	0	0	3	3	37	92.7%	97.6%
	Neg. (-)	36	0	2	1	0		
OPI 300	Pos. (+)	0	0	3	7	34	92.5%	100%
	Neg. (-)	36	0	1	0	0		
MET 500	Pos. (+)	0	0	0	5	67	100%	96.0%
	Neg. (-)	36	2	4	3	0		
AMP 500	Pos. (+)	0	0	2	5	36	95.1%	100%
	Neg. (-)	36	1	2	0	0		
BZO 300	Pos. (+)	0	0	3	4	39	92.5%	100%
	Neg. (-)	36	0	1	0	0		

Drug Test	GC/MS Neg.	GC/MS < -50%	GC/MS -50% to Cutoff	GC/MS Cutoff to +50%	GC/MS > +50%	% Agreement w/ GC/MS		
						Neg (-)	Pos (+)	
BAR 300	Pos. (+)	0	0	1	6	33	97.5%	95.1%
	Neg. (-)	36	0	3	2	0		
MTD 300	Pos. (+)	0	0	0	3	36	100%	97.5%
	Neg. (-)	36	0	4	1	0		
BUPG 10	Pos. (+)	0	0	1	4	38	97.5%	97.7%
	Neg. (-)	36	0	3	1	0		
TCA 1000	Pos. (+)	0	0	0	27	11	100%	92.7%
	Neg. (-)	36	0	4	3	0		
MDMA 500	Pos. (+)	0	0	1	3	40	97.5%	97.7%
	Neg. (-)	36	0	3	1	0		
OXY 100	Pos. (+)	0	0	2	6	38	95.2%	100%
	Neg. (-)	36	0	4	0	0		
PCP 25	Pos. (+)	0	0	0	3	36	100%	95.1%
	Neg. (-)	36	0	4	2	0		
PPX 300	Pos. (+)	0	0	2	4	36	95.0%	100%
	Neg. (-)	36	0	2	0	0		

SPECIFICITY

The specificity for the ToxCup® Drug Screen Cup was determined by testing various drugs, drug metabolites, structurally related compounds, and other compounds that are likely to be present in urine. All compounds were prepared in drug-free normal human urine. The effect of specimens with various pH (4.5–9) and specific gravity (1.005–1.030) ranges was also evaluated and found not to interfere with ToxCup® Drug Screen Cup.

The following compounds produced positive results when tested at or above the concentrations listed below.

AMP 500 ng/ml

Compound	ng/ml	Compound	ng/ml
d-Amphetamine	500	Phentermine	1,000
l-Amphetamine	20,000	β -Phenylethylamine	80,000
d,l-3,4-MDA	1,500		

BAR 300 ng/ml

Compound	ng/ml	Compound	ng/ml
Allobarbitol	1,500	Butalbital	300
Alphenal	400	Butethal	400
Amobarbital	1,500	Pentobarbital	400
Aprobarbital	400	Phenobarbital	400
Barbital	400	Secobarbital	300
Butobarbital	400		

BZO 300 ng/ml

Compound	ng/ml	Compound	ng/ml
α -Hydroxy Alprazolam	50	Lorazepam	1,500
Alprazolam	150	Lormetazepam	1,000
Bromazepam	800	Medazepam	2,000
Chlordiazepoxide	2,000	Nitrazepam	1,000
Clobazam	200	Nordiazepam	100
Clonazepam	4,000	Oxazepam	300
Delorazepam	6,000	Phenazepam	1,000
Diazepam	150	Prazepam	1,000
Estazolam	300	Temazepam	150
Flunitrazepam	1,000	Triazolam	1,500
Flurazepam	300		

BUPG 10ng/ml

Compound	ng/ml	Compound	ng/ml
Buprenorphine	100	Norbuprenorphine	100
Buprenorphine Glucuronide	10	Norbuprenorphine Glucuronide	100

COC 150 ng/ml

Compound	ng/ml	Compound	ng/ml
Benzoyllecgonine	150	Ecgonine	65,000

MDMA 500 ng/ml

Compound	ng/ml	Compound	ng/ml
d,l-3,4-MDA	2,000	d,l-3,4-MDMA	500
d,l-3,4-MDEA	250	d-Methamphetamine	50,000

MET 500 ng/ml

Compound	ng/ml
Ephedrine	10,000
p-Hydroxymethamphetamine	1,750
d,l-3,4-MDMA	1,000
d,l-3,4-MDEA	20,000

MTD 300 ng/ml

Compound	ng/ml
Doxylamine	50,000
2-Ethylidene-1,5-Dimethyl-1-3,3-Diphenylpyrrolidine	50,000

OPI 300 ng/ml

Compound	ng/ml
6-Acetylmorphine	500
6-Acetylcodeine	600
Codeine	300
Dihydrocodeine	500
Ethyl morphine	300
Heroin	100

OXY 100 ng/ml

Compound	ng/ml
6-Acetylcodeine	15,000
Codeine	5,000
Dihydrocodeine	2,000
Hydrocodone	300

PCP 25 ng/ml

Compound	ng/ml
4-Hydroxy Phencyclidine	500
Metaphit	500

PPX 300ng/ml

Compound	ng/ml
Propoxyphene	300

TCA 1000 ng/ml

Compound	ng/ml
Amitriptyline	1,000
Clomipramine	7,500
Cyclobenzaprine	1,500
Desipramine	750
Doxepin	1,000
Imipramine	750

THC 50 ng/ml

Compound	ng/ml
Cannabidiol	100,000
Cannabinol	50,000
11-nor- Δ 8-THC-9-COOH	50
11-nor- Δ 9-THC-9-COOH	50

CONSUMER STUDY

A consumer study was conducted to determine the performance of the device when used by untrained, laypersons following only the instructions in the product labeling. A total of 153 participants read a total of 5460 assays during the study and 5228 of those 5460 assays (95.8%) was interpreted correctly. Each assay was tested by these participants using spiked solutions targeted to 0%, 25%, 50%, 75%, 125%, 150%, and 175% of the assay cutoff level.

INTERFERENCE

The following compounds were found not to cross-react when tested at concentrations up to 100 μ g/ml (100,000 ng/ml).

Acetaminophen	Amitriptyline (except TCA assay)
Acetone	Amobarbital (except BAR assay)
Acetylsalicylic acid (Aspirin)	Amoxapine
6-Acetylcodeine (except OPI & OXY assay)	Amoxicillin
6-Acetylmorphine (except OPI assay)	Aprobarbital (except BAR assay)
Albumin	d-Amphetamine (except AMP assay)
Allobarbitol (except BAR assay)	l-Amphetamine (except AMP assay)
Alphenal (except BAR assay)	Ampicillin
Alprazolam (except BZO assay)	Apomorphine
Aspartame	l-Ascorbic Acid (Vitamin C)
Atropine	α -Hydroxy Alprazolam (except BZO assay)

Barbital (except BAR assay)	4-Hydroxy Phencyclidine (except PCP assay)
Benzilic acid	p-Hydroxymethamphetamine (except MET assay)
Benzocaine (Ethyl p-Aminobenzoate)	11-Hydroxy- Δ -9-THC (except THC assay)
Benzoic acid	Ibuprofen
Benzoylcegonine (except COC assay)	Imipramine (except TCA assay)
Benzphetamine	d,l-Isoproterenol
Bilirubin	Ketamine
Bromazepam (except BZO assay)	Lidocaine
d-Brompheniramine	Lorazepam (except BZO assay)
Buprenorphine (except BUPG assay)	Lormetazepam (except BZO assay)
Butabarbital (except BAR assay)	Medazepam (except BZO assay)
Butalbital (except BAR assay)	Meperidine
Butethal (except BAR assay)	Metaphit (except PCP assay)
Caffeine	Methadone (except MTD assay)
Cannabidiol (except THC assay)	d-Methamphetamine (except MET & MDMA assay)
Cannabinol (except THC assay)	l-Methamphetamine (except MET assay)
Chlordiazepoxide (except BZO assay)	Methaqualone
Chloroquine	Methoxyphenamine
d,l-Chlorpheniramine	(1R,2S) N-Methyl-Ephedrine
Chlorpromazine	2-Methylamine-Propiophenone
Cholesterol	d,l-3,4-Methylenedioxyamphetamine (except AMP & MDMA assays)
Clobazam (except BZO assay)	d,l-3,4-methylenedioxyethylamphet (except MET & MDMA assays)
Clomipramine (except TCA assay)	d,l-3,4-Methylenedioxyamphetamine (except MET & MDMA assays)
Clonazepam (except BZO assay)	Methylphenidate
Cocaine	Morphine (except OPI assay)
Codeine (except OPI & OXY assays)	Morphine-3- β -D-Glucuronide (except OPI assay)
Cortisone	Nalidixic acid
l-Cotinine	Nalorphine (except for OPI assay)
Creatine	Naloxone
Creatinine	d-Naproxen
Cyclobenzaprine (except TCA assay)	Niacinamide
Delorazepam (except BZO assay)	Nitrazepam (except BZO assay)
Deoxycorticosterone	Nordiazepam (except BZO assay)
Desipramine (except TCA assay)	Nordoxepin (except TCA assay)
Dextromethorphan	Nicotine, (S)-
Diazepam (except BZO assay)	Norepinephrine
Dihydrocodeine (except OPI & OXY assay)	Norethindrone
4-Dimethylaminoantipyrine	Norpropoxyphene (except PPX assay)
Diphenhydramine	Nortriptyline (except TCA assay)
Dopamine (3-Hydroxytyramine)	Oxalic Acid
Doxepin (except TCA assay)	Oxazepam (except BZO assay)
Doxylamine (except MTD assay)	Oxolinic acid
Ecgonine (except COC assay)	Oxycodone (except OXY assay)
Ecgonine Methyl Ester	Oxymorphone (except OXY assay)
l-Epinephrine	Papaverine
d,l-Ephedrine (except MET assay)	Penicillin-G (Benzylpenicillin)
Erythromycin	Pentazocine
Estazolam (except BZO assay)	Pentobarbital (except BAR assay)
β -Estradiol	Perphenazine (except TCA assay)
Estrone-3-Sulfate	Phenazepam (except BZO assay)
Ethanol	Phencyclidine (except PCP assay)
Ethyl Morphine (except OPI & OXY assay)	Phencyclidine Morpholine (except PCP assay)
Ethyl-p-aminobenzoate	Pheniramine (except MTD assay)
2-Ethylidene-1,5-Dimethyl-1-3,3-Diphenylpyrrolidone (except MTD assay)	Phenobarbital (except BAR assay)
Flunitrazepam (except BZO assay)	Phenothiazine (Thiodiphenylamine)
Flurazepam (except BZO assay)	Phentermine (except AMP assay)
Furosemide	Phenylephrine
Glucose	β -Phenylethylamine (except AMP assay)
Gentisic acid	Prednisolone
Glutethimide	Prazepam (except BZO assay)
Guaiacol Glyceryl Ether	Procaine (except MET assay)
Hemoglobin	Promazine (except TCA assay)
Heroin (except OPI assay)	Promethazine
Hippuric acid	Propoxyphene (except PPX assay)
Hydrochlorothiazide	Protriptyline (except TCA assay)
Hydrocodone (except OPI & OXY assays)	11-nor- Δ -9-THC-9-Carboxylic Acid (except THC assay)
Hydrocortisone	Thiamine
Hydromorphone (except OPI & OXY assays)	
d-Pseudoephedrine	
Pyrrolidine	

Quinidine	Thioridazine
Quinine	Triazolam (<i>except BZO assay</i>)
Ranitidine	Trifluoperazine
Riboflavin	Trimethobenzamide (<i>except MET assay</i>)
Salicylic acid	Trimipramine (<i>except TCA assay</i>)
Secobarbital (<i>except BAR assay</i>)	Tryptamine
Serotonin	d,l-Tryptophan
Sertraline	Tyramine
Sodium Chloride	d,l-Tyrosine
Sulfamethazine	Uric Acid
Sulindac	Verapamil
Temazepam (<i>except BZO assay</i>)	Zomepirac
Tetracycline	
$\Delta 8$ -THC (<i>except THC assay</i>)	
$\Delta 9$ -THC (<i>except THC assay</i>)	
11-nor- $\Delta 8$ -THC-9-Carboxylic Acid (<i>except THC assay</i>)	

BIBLIOGRAPHY OF SUGGESTED READING

1. Baselt, R.C. Disposition of Toxic Drugs and Chemicals in Man, Biomedical Publications, Davis, CA, 1982.
2. Urine testing for Drugs of Abuse. National Institute on Drug Abuse (NIDA), Research Monograph 73, 1986.
3. Wong, R., The Current Status of Drug Testing in the US Workforce, Am. Clin. Lab., 2002; 21(1): 21-23
4. Wong, R., The Effect of Adulterants on Urine Screen for Drugs of Abuse: Detection by an On-site Dipstick Device, Am. Clin. Lab., 2002; 21(3): 14-18
5. Young, D.S. et. al., Clinical Chemistry, 21 (9), 1975.
6. U.S. Dept. of Transportation, Procedures for Transportation Workplace Drug and Alcohol Testing Programs. Federal Register, 1999 Dec.; 64(236); 69076
7. U.S. Dept. of Health and Human Services, Mandatory Guidelines for Federal Workplace Drug Testing Programs. Federal Register, 2001 Aug.; 66(162): 43876
8. Fed. Register, Department of Health and Human Services, Mandatory Guidelines for Federal Workplace Drug Testing Programs, 53, 69, 11970-11979, 1988.
9. Liu, Ray H. and Goldberger, Bruce A., Handbook of Workplace Drug Testing, AACCC Press (1995).
10. Gilman, A. G. and Goodman, L. S., The Pharmacological Basis of Therapeutics, eds. MacMillan Publishing, New York, NY, 1980.
11. McBay, A.J. Clin. Chem. 33, 33B-40B, 1987.
12. Ringsrud, K.M and Linne, J.J., Urinalysis and Body Fluids, A color Text and Atlas, Mosby-Year Book, Inc., 1995.
13. Baselt RC. Disposition of toxic Drugs and chemicals in Man. 6th Ed. Biomedical Publ., Davis, CA. 2002; 129