

# VacuLid™

## Urine Specimen Transfer Kit



Lab-preferred for  
Drug Screening



Zero Specimen  
Leakage



Cost-effective  
Shipping



This is the revolutionary product lab professionals have been waiting for. VacuLid is a closed-system urine collection device that is increasingly sought after in high volume clinical settings. VacuLid streamlines the collection process, conserves storage space and prevents leakage. Paired with a POC cup and vacuette tube, this urine transfer system draws urine in seconds via natural capillary action. VacuLid systems improve workload capacity and minimize human error, while upholding sanitation and quick turnaround.

### VACULID SETS THE NEW STANDARD IN URINALYSIS

Outperforming conventional drug testing protocol, VacuLid systems are essential within clinical and treatment settings. Vacuum urine transfer maximizes efficiency, reduces biological contact and saves a tremendous amount of costs associated with specimen storage and shipment. VacuLid is quickly becoming a favorite throughout the clinical sphere -- setting a new standard.

### PRODUCT FEATURES:

- Use with Point-of-Care (POC) urine drug test cups, 5-14 panels
- Eliminates urine exposure and contamination risk
- Maximizes laboratory efficiency
- 400% increase in shipping volume over cost
- Leakage during shipment reduced by 5-7%
- Tubed specimen improves sanitation & time management
- Maximize storage space by eliminating bulk of cup
- Customized bundles contain POC Cup & Vacuette tubes

## IDEAL FOR



Laboratories



Clinics, Hospitals, & Physicians



Probation & Drug Courts



Rehabilitation & Drug Treatment Centers



Sober Living Homes

## FREQUENTLY ASKED QUESTIONS

### IS VACULID RIGHT FOR YOUR HEALTH CARE SETTING?

Although VacuLid systems are advantageous in any clinical setting, the main barrier to entry is understanding the benefits of vacuum urine transfer. We guarantee that you will love this product, and we've answered the most common clinician inquiries to improve your product knowledge. Determine whether VacuLid will be useful in your unique health care setting

### HOW MANY TESTS COME IN A SINGLE ORDER?

We provide VacuLid as a component of our All-in-One Urine Specimen Transfer Kit. We can support customization based on your patient database and laboratory capacity. Quantity needs will vary depending on the size of your patient database, staff and laboratory.

### WHEN ARE THE PRODUCT EXPIRY DATES?

We are dedicated to only selling products with a prolonged shelf-life. Our VacuLid yields the most accurate results when used with our POC Cups within 16-18 months.

### HOW SOON WILL RESULTS BE AVAILABLE?

VacuLid reduces the turnaround-time (TAT) of specimen analysis, as it streamlines collection, shipping and disposal.

An average turnaround of 2-4 days can be halved. Reports conclude that urinalysis TAT in large clinical settings like hospitals have dropped 20-25% using our VacuLid urine transfer system.

### HOW MUCH CAN I SAVE ON SHIPPING WITH VACULID?

VacuLid saves up to 80% of the average costs incurred when shipping urine cups, and maximizes shipping volume by 400%. VacuLid is lighter than standard urine cups, which slashes unnecessary mailing expenses. In addition, using VacuLid leads to a 5-7% reduction in transport-caused leakage.

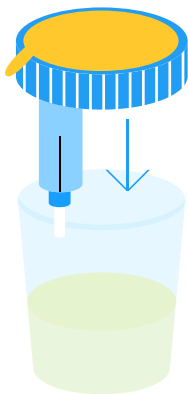
### WHAT IS THE SUGGESTED SAMPLE DISPOSAL METHOD USING VACULID?

Our All-in-One Urine Specimen Transfer Kit contains everything you need to collect a sample and dispose of the remnants. Please consult your laboratories waste disposal policy.

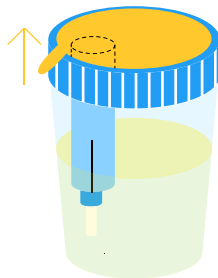
### ARE THERE ANY OTHER BENEFITS TO USING VACULID?

Absolutely. VacuLid's unique ability to automatically pipette samples clears shelf space in your laboratory, improving organization and subsequently, efficiency. Closed-systems for urinalysis are also more sanitary, as VacuLid eliminates specimen exposure. Lastly, shipping vacuLid instead of urine cups saves money and time, while eliminating the risk of leakage during transport.

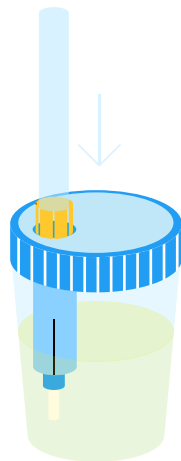
## VACULID INSTRUCTIONS



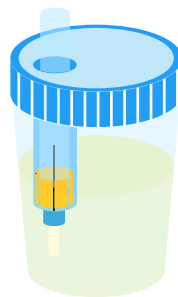
After collection, cap the cup with the VacuLid



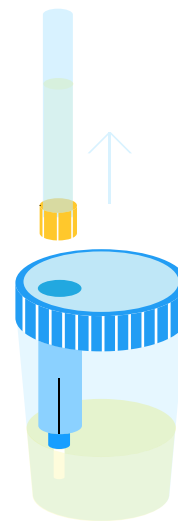
Peel the protective seal label  
**Caution: Needle!**



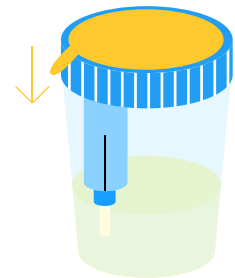
Push the vacuum tube into the cavity until the tube cap has been fully penetrated & hold in position



The urine will be filled into the tube automatically



Remove the tube after collection



Re-attach the protective label for safety